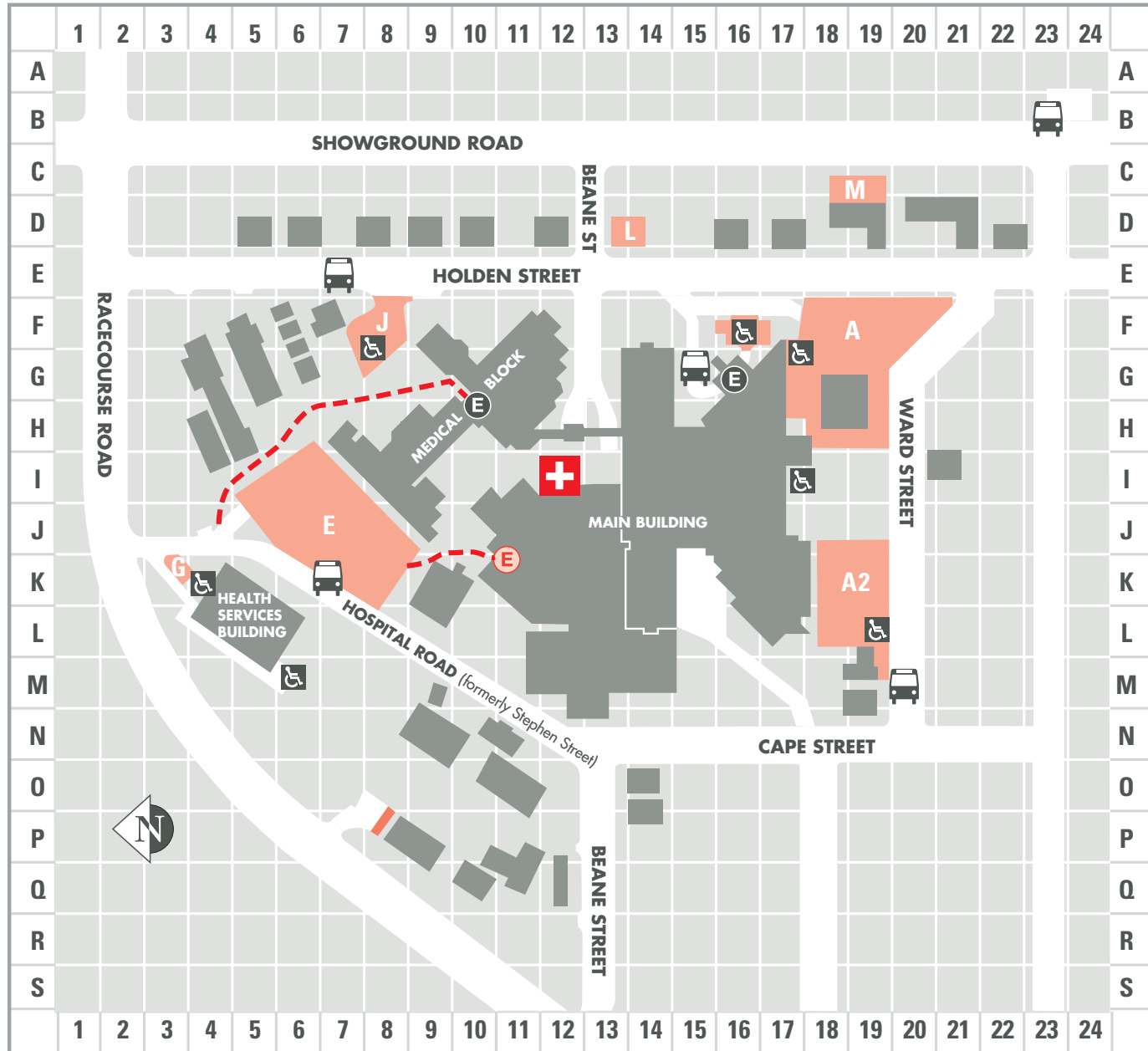


GOSFORD HOSPITAL



SEE OVER FOR GRID REFERENCES TO ASSIST YOU IN FINDING YOUR DESTINATION.

Welcome to Gosford Hospital

Gosford Hospital is the principal referral hospital for the Central Coast community and is part of Northern Sydney Central Coast Health.

A major redevelopment of the hospital between 2002 and 2005 transformed it into one of the most modern hospitals in NSW with new medical and surgical wards, new outpatients and a new emergency department.

New and additional operating theatres use state-of-the-art technology that enhance Gosford Hospital's status as a teaching hospital.

A cardiac angiography service commenced in 2002 reducing the need for people to travel outside of the area for diagnostic tests and some interventional procedures. The service expanded in 2005 to include the insertion of pacemakers.

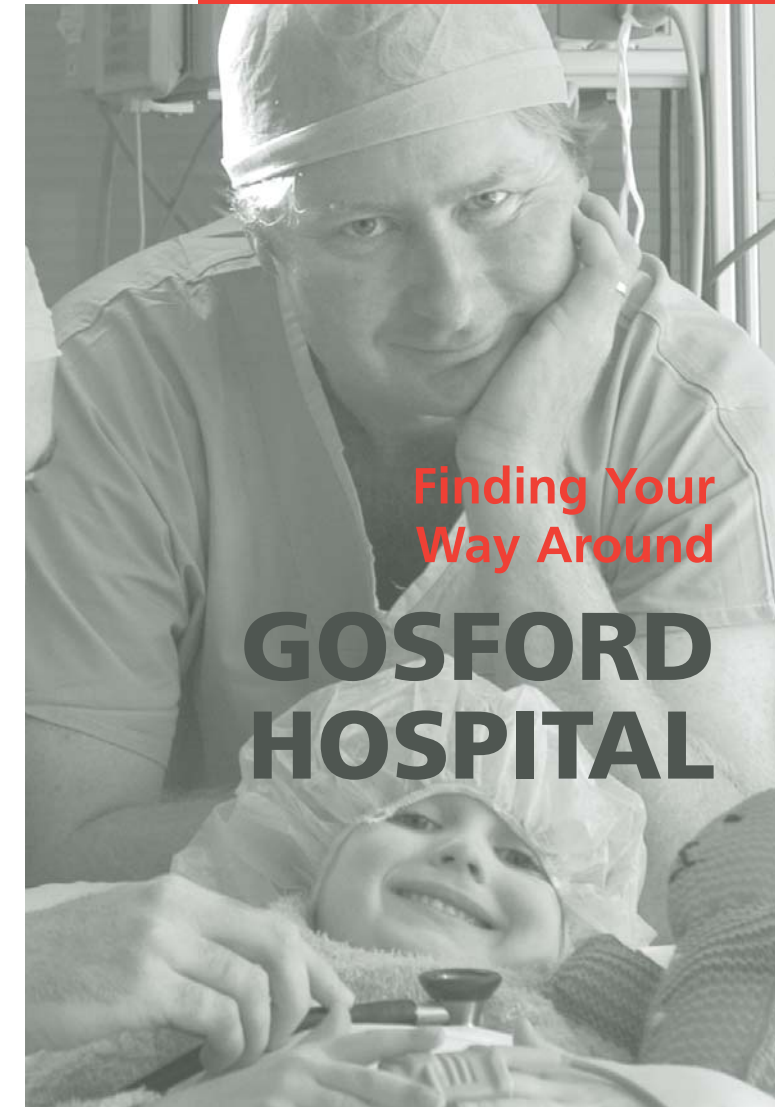
In 2004 a new MRI (Magnetic Resonance Imaging) service was established for emergency examinations and inpatients.

The next stage of the hospital's redevelopment will involve the refurbishment of some of the older hospital buildings including the relocation of the Children's ward and will provide additional carparking and improved access to the emergency department and wards.

Please use the map provided in conjunction with the department listings to help you find your way around the hospital.

www.centralcoast.health.nsw.gov.au

NORTHERN SYDNEY
CENTRAL COAST
NSW HEALTH




Finding Your
Way Around
**GOSFORD
HOSPITAL**

NORTHERN SYDNEY
CENTRAL COAST
NSW HEALTH
NSCCH2188H/SEPT05

Holden Street, Gosford NSW 2250
PO Box 361, Gosford NSW 2250
Telephone: (02) 4320 2111

DEPARTMENT LISTING Use the grid references below and the hospital site map overleaf to find your destination.









DEPARTMENT NAME	MAP REFERENCE & LEVEL
Aboriginal Health	M9
Accounts Payable	K9
Acute Post Acute Care	L5 Level 2 Health Services Bldg
Admissions	G16 Level 3 Main Entrance
Adult Day Care	K5 Level 2 Health Services Bldg
Area Executive	F5 Level 1 Area Executive Bldg
Audiology	J11 Level 3 Main Building
Bay Leaf Café	G16 Level 3 Main Building
Biala Cottage	D9 83 Holden Street
Biomedical Engineering	H11 Level 5 Medical Block
Birthing Suite	I16 Level 5 Main Building
Blood Bank	L9
Cancer Care	L12 Level 3 Main Building
Capital Development Unit	G4 Level 1 Nurses Home
Cardiac Angiography	I16 Level 4 Main Building
Chapel/Chaplain Co-ordinator	K13 Level 4 Main Building
Children's Ward	G11 Level 5 Medical Block
Clinical Information	K14 Level 3 Main Building
Conference Centre	M12 Level 2 Main Building
Corporate Communications	G6 Demountable 4
Coronary Care	K16 Level 4 Main Building
Day Only Ward	H16 Level 5 Main Building
Dental Clinic	L5 Level 1 Health Services Bldg
Diabetes Centre	D22
Diagnostic Cardiology	H8 Level 4 Medical Block
Dialysis	L13 Level 3 Main Building
EEG & Neurophysiology	G10 Level 6 Medical Block
Emergency Department 	J12 Level 4 Main Building

DEPARTMENT NAME	MAP REFERENCE & LEVEL
Endoscopy	G10 Level 6 Medical Block
Engineering Services/ Maintenance	L17 Level 3 Main Building
Finance	L5 Level 3 Health Services Bldg
Florist	G16 Level 3 Main Building
Food Services	L14 Level 1 Main Building
General Manager's Unit	M11 Level 4 Main Building
Geriatric Medicine	L5 Level 2 Health Services Bldg
Harry Mattocks Building	O11
Helipad	H19
HIV/Sexual Health	N19
Hospital Volunteer Service	G16 Level 3 Main Building
Human Resources	L5 Level 3 Health Services Bldg
Imaging <i>(formerly Medical Imaging)</i>	I16 Level 4 Main Building
Intensive Care	K17 Level 4 Main Building
Internal Ambulance	N10
Internal Audit	G4 Level 1 Nurses Home 1
Internal Transport	M9
IT&T	N11
Kalinda	D16
Kullaroo Clinic	D19
Learning & Development	N9
Library	L5 Level 1 Health Services Bldg
Main Entrance/Foyer	G16 Level 3 Main Building
Maternity Ward	K17 Level 5 Main Building
Medical Administration	M11 Level 4 Main Building
Medical Oncology	H7 Level 3 Medical Block
Medical Ward 1	M14 Level 3 Main Building
Medical Ward 2	M13 Level 3 Main Building

DEPARTMENT NAME	MAP REFERENCE & LEVEL
Medical Ward 3	K14 Level 4 Main Building
Medical Ward 4	M14 Level 4 Main Building
Medical Ward 5	H17 Level 4 Main Building
Medical Ward 6	H14 Level 4 Main Building
Mental Health <i>(formerly Mandala)</i>	D21
Mental Health Administration	D21
Mortuary	K17 Level 3 Main Building
Neonatal Nursery	J17 Level 5 Main Building
Nurse Education Centre	N9
Nursing Administration	M12 Level 4 Main Building
Nutrition	L14 Level 3 Main Building
Occupational Therapy	J11 Level 3 Main Building
Operating Theatres	J12 Level 5 Main Building
Orthotics	J11 Level 3 Main Building
Outpatients	K11 Level 3 Main Building
PANOC	D10
Pathology	L9
Patient Information	G16 Level 3 Main Entrance
Pay Office	L5 Level 3 Health Services Bldg
Pharmacy	J14 Level 3 Main Building
Physiotherapy	J11 Level 3 Main Building
Podiatry	J11 Level 3 Main Building
Quality Resource Unit	D8
Reception	G16 Level 3 Main Entrance
Recovery	J13 Level 5 Main Building
Rehabilitation Medicine	J11 Level 3 Main Building
Respiratory Investigation	G12 Level 5 Medical Block
Revenue	G15 Level 3 Main Building
Rotary Lodge	Q10

DEPARTMENT NAME	MAP REFERENCE & LEVEL
RMO Accommodation	M13 Level 2 Main Building
Security	J12 Level 4 Main Building
Social Work	K11 Level 3 Main Building
Speech Pathology	K11 Level 3 Main Building
Sterilising Services	J13 Level 5 Main Building
Support Services	M14 Level 1 Main Building
Surgical Ward 1	K14 Level 5 Main Building
Surgical Ward 2	L14 Level 5 Main Building
Surgical Ward 3	H14 Level 5 Main Building
Surgical Ward 4	H16 Level 5 Main Building
Switchboard	H17 Level 3 Main Building
Teaching & Research Unit	H5 Level 1 Nurses Home
Women's Health	L5 Level 2 Health Services Bldg

KEY

- Visitor Parking 
- Rotary Lodge Parking 
- Hospital Buildings 
- Disabled Parking 
- Courtesy Bus Stop 
- Pedestrian Access 
- Hospital Entry Points 
- Outpatients Entry 
- (Monday-Friday 8am to 5pm)